

Christina M. Eve Elementary

2023-2024

Incoming Kindergarten Summer Activities

Welcome to all our Kindergarteners. Please complete this summer packet. It will help you prepare for this year's learning adventure. Kindergarten is a time for children to expand their love of learning, their ability to be kind and get along with others, grow academically, as well as socially and creatively. Our Kindergarten program is set to meet all these goals and provide a nurturing environment. We are so excited to meet you. Let's get ready for an exciting and successful year!

The Kindergarten Team

Parents:

The following ideas are to help your child be prepared to enter our kindergarten program here at Christina M. Eve Elementary.:

- As you read to your child, ask questions such as what, who, when, how, and why. Set a purpose for reading such as: compare and contrast, explain new vocabulary, or sequence the events in the story (this can be done orally and then by completing book report in packet)
- Use pencil, pen or crayon to explore writing/drawing on paper
- Practice writing first name only (first letter uppercase and the rest lowercase i.e. John)
- Allow child to cut with scissors (draw straight lines, curved lines and have your child cut along the lines)
- Practice writing and counting numbers 1-10
- Play counting games on a regular basis (lets count the number of fingers on one hand, or the number of M&M's in a small bag/sort/graph, etc.)
- Sorting, graphing, and patterning are all skills that will be taught throughout the year
- Take your child to the public library and get them a library card. Visit the library at least once a week.
- The following websites can be used to gain information, as well as strengthen Developing skills:

*PLEASE have the children practice using a computer mouse.

cmegators.org

(educational sites under student)

www.abcya.com

www.starfall.com

www.justreadflorida.com/parents


www.mymeondrops.com tracing paper


www.funbrain.com

<http://pbskids.org>

www.storyplace.org

www.kisites.com





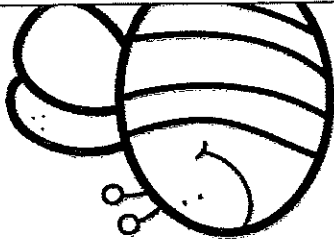
Christina M. Eve Elementary School

Kindergarten

Summer Reading List

BOOKS	AUTHORS
1. I Like Me	Nancy Carlson
2. What Can I See?	Deborah Schecter
3. Big Pig	Dr. Julie M. Wood

Kindergarten Readiness - La Preparación Para Kindergarten




<p>Alphabet: can recognize uppercase & lowercase letters</p> <p>el abecedario: Debe reconocer las letras mayúsculas y las minúsculas</p>	<p>Bathroom: can use the bathroom independently</p> <p>el baño: debe usar el baño independientemente</p>	<p>Concepts of print: knows how to read a book and track words</p> <p>los conceptos de la lectura: sabe como leer un libro y apuntar las palabras</p>	<p>Do your best: when presented with difficult tasks</p> <p>hacer lo mejor: cuando se le presentan tareas difíciles</p>	<p>Eat independently: can open and close snack/lunch</p> <p>comer: independientemente debe abrir y cerrar su merienda por si mismo/a</p>	<p>Friendly: can interact with new friends in a positive way</p> <p>amable: debe comunicarse de una manera positiva con personas nuevas</p>
<p>Get dressed: can put on & take off clothes independently</p> <p>debe vestirse: debe ponerse y quitarse la ropa independientemente</p>	<p>Independence: can problem solve</p> <p>la independencia: puede resolver un problema</p>	<p>Just right noise level: can control their voice in different settings</p> <p>su tono de voz es apropiado: debe controlar su voz en ambientes diferentes</p>	<p>Kind: is kind to others and can share</p> <p>amable: es amable con los demás y puede compartir</p>	<p>Letter sounds: can produce letter sounds</p> <p>los sonidos de las letras: debe producir los sonidos de las letras</p>	<p>Minutes: can focus on a specific task for 5-10 minutes</p> <p>los minutos: debe enfocarse y terminar unas tareas que toman 5-10 minutos</p>
<p>Name recognition: can recognize and write their name</p> <p>el reconocimiento de su nombre: debe reconocer su primer nombre y escribir su nombre</p>	<p>Pay attention: can pay attention to the teacher or activity</p> <p>poner atención: debe poner atención a la maestra o a una actividad</p>	<p>Quiet listener: can listen quietly</p> <p>es oyente: debe escuchar a una persona o las instrucciones de manera silenciosa</p>	<p>Rhyme: can recognize rhyming words</p> <p>las rimas: debe reconocer las palabras que riman</p>	<p>Scissors: can hold scissors correctly and cut straight lines</p> <p>las tijeras: debe usar las tijeras de manera correcta y cortar una línea derecha</p>	<p>Trace: can trace straight and curved lines</p> <p>trazar: debe trazar una línea curva ó una línea derecha</p>
<p>Understand directions: can follow 1 & 2 step directions</p> <p>entiende las instrucciones: puede seguir las instrucciones de 1 ó 2 pasos</p>	<p>Wait in line: can wait patiently in line</p> <p>esperar en línea: debe esperar en línea pacientemente</p>	<p>excited: is excited to be in school and learn new things</p> <p>emocionado: está emocionado de estar en la escuela y de aprender cosas nuevas</p>	<p>Yearly calendar: knows the name of months & seasons</p> <p>calendario anual: sabe los meses y las estaciones del año</p>	<p>Zippers, etc.: can use zippers & buttons on clothes</p> <p>cierres, etc.: debe subirse el cierre y abrocharse la ropa.</p>	

My Book Report


By: Nancy Carlson

Title: I Like Me

My illustration:

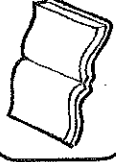


I liked this book. (Color the stars):



Name _____

Story Map




Setting

Characters


Beginning

Middle

End



All About
What Can I See?
By Deborah Schechter



The Characters



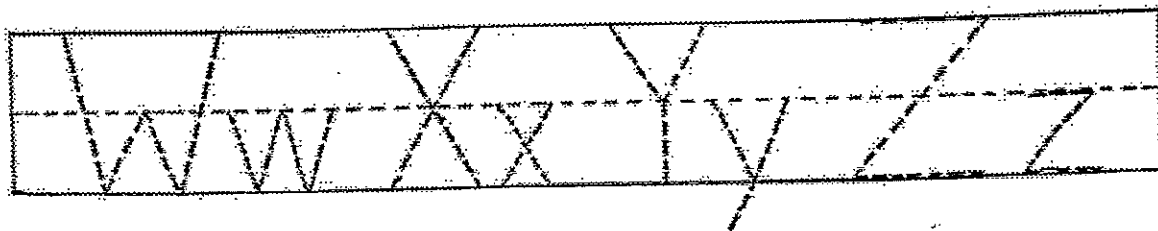
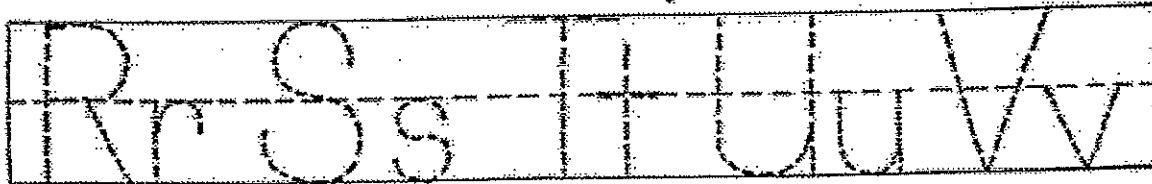
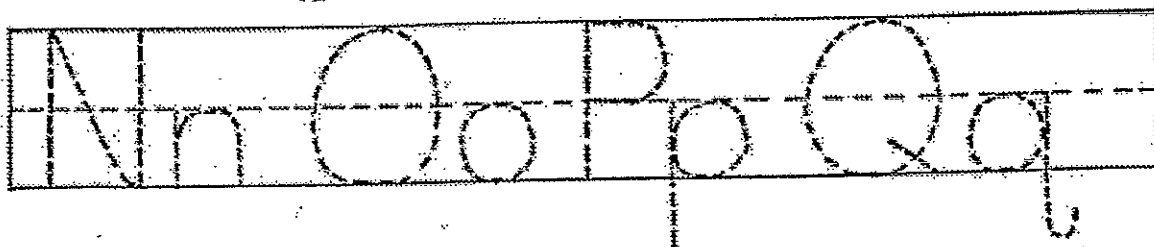
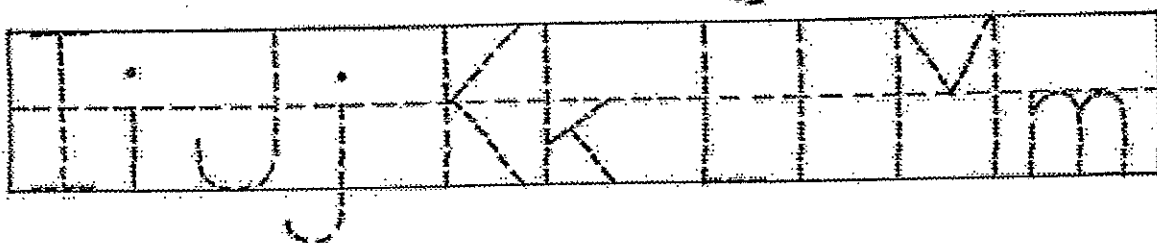
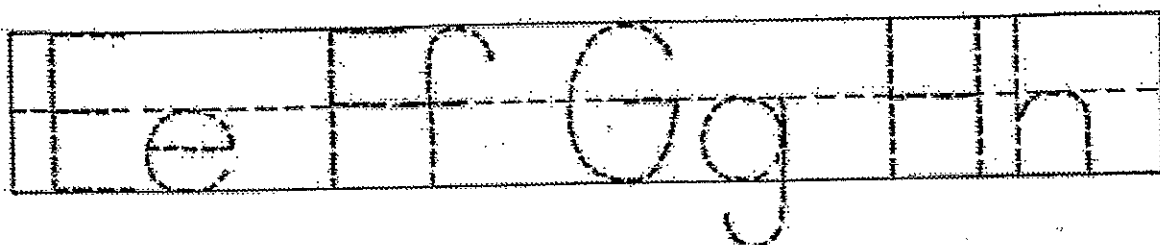
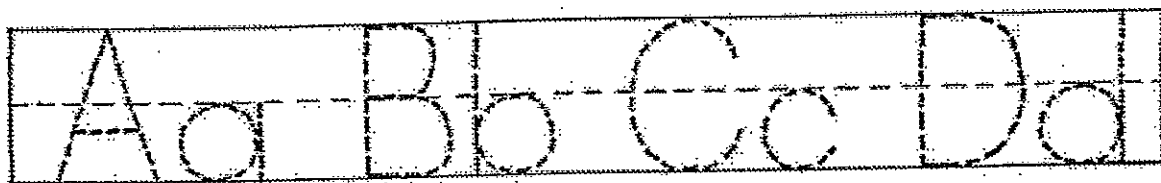
The Setting



What Happens

ALPHABET PRACTICE CHART

Trace the letters.



Trace the sight word "see" below.

see

see

see

see

see

see

see

see

see

see

see

see

Trace the sight word "can" below.

can

can

can

can

can

can

can

can

can

can

can


can

can


can

can

Please practice your name. (Neatly please)



Handwriting Practice



Handwriting practice lines consisting of multiple rows of solid top and bottom lines with a dashed midline for letter height guidance.

Build - A - Sentence

Write the words on the line to build a sentence.

I _____


I see _____

I see a _____

I see a cat. _____.



Draw a picture for the sentence.



Build - A - Sentence

Write the words on the line to build a sentence.

I _____


I see _____

I see a _____

I see a pig. _____.



Draw a picture for the sentence.



Build - A - Sentence

Write the words on the line to build a sentence.


I _____

I see _____

I see a _____

I see a fish. _____.

Draw a picture for the sentence.



High Frequency Sight Words

The following words are the first 12 high frequency words your child will learn in Kindergarten. Please make flashcards for each of the words.

I, can, am, the, we, see, a, like, to, and, go, is

Identifying the high frequency words can sometimes be challenging at first. The use of games and hands on activities can help your child recognize the words easily while at play. We have included some ideas to help expose your child to the words in a fun way.

Word Scavenger Hunt: Set out the word flashcards and ask your child to find the word you name.

Memory Game: Make 2 sets of flashcards for each word to play the memory game. Have your child name the words when they turn over matching cards.

Highlight the Words: Use a highlighter to highlight the high frequency words in magazines or newspapers.

Kindergarten Transition Activities for Math

Make or purchase flashcards for numbers 1- 10, number words for each number and sets of dots (domino pattern)

Matching: Use flashcards to match numbers with sets and number words

Number Order: Put numbers in correct sequential order. Find the missing number: Put cards down in sequential order, take out some number cards from the sequence, help your child find the missing number card.

Repeat using 3 number cards, take out one of the cards and ask your child to fill in the missing number.

One More/One Less/Same: Use counters to make sets for numbers. Then make a set of one more and one less for numbers 1 – 10.


Five and Ten Frame Number Match:

Make sets for each number using counters on the five and ten frames provided in the transition packet. Help your child count the sets on the five and ten frames and then find the number for each set. (Your child can match the set using the flashcards and/or write each number on a separate sheet of paper)

Suggested websites for Math games:

abcya.com (select Kindergarten level)

K-5mathteachingresources.com (select Kindergarten level)



Traceable Numbers Worksheet



Name _____

1	1	1	1	
---	---	---	---	--

2	2	2	2	
---	---	---	---	--

3	3	3	3	
---	---	---	---	--

4	4	4	4	
---	---	---	---	--

5	5	5	5	
---	---	---	---	--

Name: _____

Trace neatly and practice.

6	6	6	6	6
7	7	7	7	7
8	8	8	8	8
9	9	9	9	9
10	10	10	10	10

Ten Frame

Five Frame

--	--	--	--	--

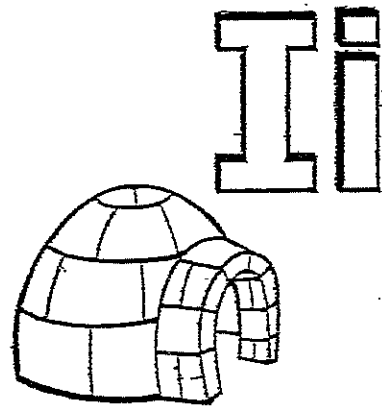






Letters and Sounds

Review
Letters

A-Z












Color and cut out the alphabet cards. Use them as flash cards or practice putting your ABC's in order.



Letters and Sounds

Review
Letters
A-Z

Color and cut out the alphabet cards. Use them as flash cards or practice putting in ABC's in order.


 Jj	 Kk	 Ll
Mm 	Nn 	Oo 
Pp 	Qq 	Rr 

Review
Letters

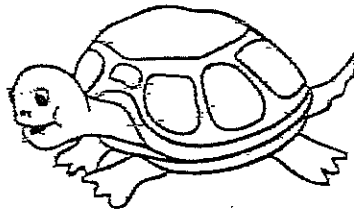
A-Z

Color and cut out the alphabet cards. Use them as flash cards or practice putting your ABC's in order.

Ss




Tt




Uu



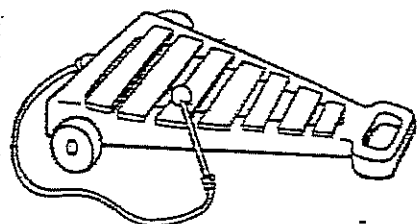
Vv



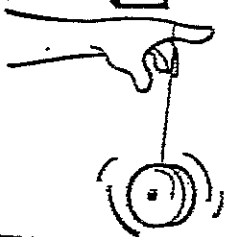
Ww



Xx



Yy



Zz

