

June 2023

Dear Parents,

Welcome to Second Grade! We look forward to having an incredible 2023-2024 Second Grade year full of many wonderful learning experiences. In order to help your child get prepared for Second Grade, please help your child practice the Math, as well as the writing and reading activities included in this packet.

Math:

- Two-digit addition & subtraction practice worksheet
- Drill. Math drills will be a weekly assignment. Monday-Thursday, 1 minute; Friday, 2 minutes.
- Continue to use iReady Math

Reading:

- Complete Reading passages
- Use MyOn Reader or book from public library to read two books and complete the two story maps for each book.
  - [www.myON.com](http://www.myON.com) (through student portal) to access the books of your choice. Take the quiz at the end of the story to check comprehension.
- We have also included a list of recommended books. You may also use those to complete the story maps.
- Continue to use iReady Reading



Our school website, <http://cmegators.weebly.com/>, also has access to different student websites under the "Students" tab.

Please review the attached 2<sup>nd</sup> Grade Supply List. The gifted class has a different supply list, so please make sure you use the correct one.

Thank you in advance for your cooperation and support. We hope you have a wonderful summer.

Sincerely,

The Second Grade Team



## SSYRA Jr. 2023-2024 Annotated List




### *The Three Billy Goats Gruff by Mac Barnett*

Once there was a bridge and a terrible and VERY hungry troll lived underneath it. When the three Billy Goats Gruff decide to clip-clop across the bridge to get to the grassy ridge, the troll is already imagining all the way to prepare a delicious goat dinner. But the troll underestimates those seemingly sweet but oh-so-savvy goats! High-stakes page turns will have readers on the edge of their seats and giggling along, as they join each goat and anticipate the arrival of the hungry and terrible troll living under the bridge.



### *Knight Owl by Christopher Denise*

A determined Owl builds strength and confidence in this medieval picture book about the real mettle of a hero: wits, humor, and heart. Since the day he hatched, Owl dreamed of becoming a real knight. He may not be the biggest or the strongest, but his sharp nocturnal instincts can help protect the castle, especially since many knights have recently gone missing. While holding guard during Knight Night Watch, Owl is faced with the ultimate trial—a frightening intruder. It's a daunting duel by any measure. But what Owl lacks in size, he makes



### *A Mouthful of Minnows by John Hare*

At the bottom of the pond, Alphonso the snapping turtle opens his mouth wide, wiggles his worm-like tongue, and waits patiently for breakfast. He barely notices a measly minnow, but he's thrilled when the entire school shows up. Alphonso's perseverance has paid off! But when a whole family of minnows arrives to celebrate together, Alphonso's true character emerges, and he has second thoughts about the breakfast he's been waiting for.



### *Bug on the Rug by Sophia Gholz*

Pug is snug on his rug. But what happens when along comes BUG?! With a claim to the rug?! The two engage in a hysterical, rhyming battle of wits and strength until Slug asks the necessary questions and helps them find common ground. Rhyming is an important developmental reading skill. It teaches phonics (decodable text) and helps young readers infer content. This is a fun story to build those skills--and is an epic read aloud!



### *Maybe... by Chris Haughton*

Three little monkeys and their big monkey are sitting high on a branch in the forest canopy. "OK, monkeys! I'm off," says the big monkey. "Remember . . . Whatever you do, do NOT go down to the mango tree. There are tigers down there." Mmm . . . mangoes! think the little monkeys. They LOVE mangoes. Hmm . . . Maybe . . . maybe they could just look at the mangoes. That would be OK, right? With vivid colors, bold shapes, and his trademark visual humor, Chris Haughton is back with a deliciously suspenseful cautionary tale about pushing boundaries—and indulging your more impish side (when nobody is looking).



### *Tomatoes In My Lunchbox by Constantia Manoli*

A child, newly arrived in another country, feels displaced, lonely, and a little scared on her first day of school. Her name doesn't sound the way she's used to hearing it. She knows she doesn't fit in. And when she eats her whole tomato for lunch, she can feel her classmates observing her--and not quite understanding her. But sometimes all it takes is one friend, one connection, to bring two worlds together, and gradually the girl, her tomato, and her full name, start to feel at home with her new friends and community.



***Not That Pet by Smriti Prasad-Hall***

Mabel's family is letting her pick what kind of pet to get, and she is determined to find the very BEST one. "Any pet you like delivered to your door," promises the sign. But what if the ants are too tiny, the hyenas too giggly, the owl too loud? What if the snake almost strangles Granddad and the skunk wants to spray the baby? None of the pets she tries out seems like the right fit. Readers will love following through several comical reveals until Mabel meets her furry match (not what you might guess!). Best-selling author Smriti Prasad-Hall's hilarious rhyming read-aloud and Rosalind Beardshaw's charming illustrations will have kids laughing--and dreaming of their own quirky pets.



***When Glitter Met Glue by Karen Kilpatrick***

Glue loves making art with her friends—especially pasting on googly eyes!—but sometimes she feels invisible. Instead of always being stuck in the background, Glue wants to be noticed like Pencil and colorful like the Markers! How can she find a way to stand out? When a new friend named Glitter arrives in a swirl of sparkles, Glue and Glitter team up to make something completely original and help Glue shine like the star she truly is.



***Big Truck, Little Island by Chris Van Dusen***

When a big truck and its big load get stuck on a narrow road, traffic on the little island comes to a halt. Some cars need to go south and some have to travel north. How will Meg get to her swim meet? What about Barry's ballet class? Luckily, the kids come up with an ingenious solution: why not just swap cars? Inspired by an incident that happened in Vinalhaven, Maine, Chris Van Dusen tells a fun tale of resourcefulness and community through clever, rhyming wordplay and whimsical illustrations, sprinkled with plenty of cars and trucks for transportation-loving readers.



***Chickadee Criminal Mastermind by Monica Silvie***

A flying masked bandit (code name: Chickadee) discovers he isn't quite who he thinks he is in this fresh and delightful tale about discovering one's true nature. Meet Chickadee. Criminal. Rascalion. All-around bad seed. Sure, he started out obeying the rules, following his parents' advice about finding things to eat and staying away from houses. But then . . . winter arrives. And it's so much harder to find food in winter! So when Chickadee spies a "vault" full of "gold" near a house by the park (Wait, wasn't there something to remember about houses?), he cleverly devises a plan to snatch the "vault full of treasure" without getting caught! He is the King of Thieves! Only, hmm, the humans near the vault seem to want him to visit. Maybe Chickadee's not a criminal after all?



***Doggo and Pupper by Katherine Applegate***

Doggo is used to things being a certain way in his family. He likes routine. Cat says he's become boring. That is, until Pupper shows up! Pupper is playful and messy, and turns the house upside down. Soon, the humans realize that Pupper needs some training, and off he goes to puppy school. When Pupper comes back, he's well-behaved. He's not playful. He's not messy. But Doggo soon realizes that Pupper also isn't happy. So Doggo steps in to help, and rediscovers what it means to have fun.



***Cornbread and Poppy by Matthew Cordell***

CeCe dreams of being a pirate. When the neighborhood boys tell her that she can't, she wonders where to begin. Luckily, she suspects her grandpa must know something about being a pirate--why else would he have all those tattoos? Cornbread LOVES planning. Poppy does not. Cornbread ADORES preparing. Poppy does not. Cornbread IS ready for winter. Poppy...is not. But Cornbread and Poppy are the best of friends, so when Poppy is left without any food for the long winter, Cornbread volunteers to help her out. Their search leads them up, up, up Holler Mountain, where these mice might find a new friend...and an old one. Celebrating both partnership and the value of what makes us individuals, young readers will find this classic odd-couple irresistible as they encounter relatable issues with humor and heart.



***Beak and Ally by Norm Feuti***

CeCe dreams of being a pirate. When the neighborhood boys tell her that she can't, she wonders where to begin. Luckily, she suspects her grandpa must know something about being a pirate--why else would he have all those tattoos? Cornbread LOVES planning. Poppy does not. Cornbread ADORES preparing. Poppy does not. Cornbread IS ready for winter. Poppy...is not. But Cornbread and Poppy are the best of friends, so when Poppy is left without any food for the long winter, Cornbread volunteers to help her out. Their search leads them up, up, up Holler Mountain, where these mice might find a new friend...and an old one. Celebrating both partnership and the value of what makes us individuals, young readers will find this classic odd-couple irresistible as they encounter relatable issues with humor and heart.



***Sir Ladybug by Corey Tabor***

Ladies and gentlebugs, presenting the duke of the dandelion patch, champion of truth and justice, the one, the only—Sir Ladybug! Sir Ladybug never shies away from a quest, even when he'd rather be playing a video game or baking a cake. So when a caterpillar needs rescuing from a “monster” (a hungry chickadee), Sir Ladybug and his trusty friends—his herald, a roly-poly named Pell, and his squire, a snail named Sterling—

hatch the perfect (delicious) plan. This is the first in a new graphic novel series for newly independent readers, following the adventures of a ladybug knight and his pals in the dandelion patch. Woven seamlessly into this funny and surprising story are the themes of friendship, bravery, teamwork, creative thinking, and helping others. With warmth and heart, surprising and delightful asides, and memorable cast of characters, this new series will appeal to avid and reluctant readers alike.



***Bibbidi Bobbidi Academy Rory and the Magical Mix-Ups by***

Rory Spellington is fluttering with excitement as she begins her first year at the prestigious Bibbidi Bobbidi Academy! But fairy godmothering might not be as easy as she thought, especially because Rory has always struggled with spelling--magic spelling that is. During her first week at the academy, Rory discovers there is more to being a good fairy godmother than magic, and she will learn she has her own set of talents that set her apart.

















# Overall Structure

2.RL.5


What happens in the **beginning** to introduce the story?



What happens in the **middle** of the story?



What happens in the **end** of the story to conclude the action?



# Ask Questions

2.RL.1

Who?

What?

When?

Where?

Why?

How?

Name \_\_\_\_\_

## Two Digit Subtraction Without Regrouping

$$\begin{array}{r} 69 \\ -46 \\ \hline \end{array}$$

$$\begin{array}{r} 62 \\ -42 \\ \hline \end{array}$$

$$\begin{array}{r} 94 \\ -80 \\ \hline \end{array}$$

$$\begin{array}{r} 33 \\ -22 \\ \hline \end{array}$$

$$\begin{array}{r} 30 \\ -10 \\ \hline \end{array}$$

$$\begin{array}{r} 76 \\ -52 \\ \hline \end{array}$$

$$\begin{array}{r} 21 \\ -10 \\ \hline \end{array}$$

$$\begin{array}{r} 24 \\ -13 \\ \hline \end{array}$$

$$\begin{array}{r} 54 \\ -23 \\ \hline \end{array}$$

$$\begin{array}{r} 38 \\ -24 \\ \hline \end{array}$$

$$\begin{array}{r} 54 \\ -20 \\ \hline \end{array}$$

$$\begin{array}{r} 49 \\ -26 \\ \hline \end{array}$$

$$\begin{array}{r} 35 \\ -21 \\ \hline \end{array}$$

$$\begin{array}{r} 82 \\ -22 \\ \hline \end{array}$$

$$\begin{array}{r} 26 \\ -13 \\ \hline \end{array}$$

$$\begin{array}{r} 45 \\ -11 \\ \hline \end{array}$$

$$\begin{array}{r} 99 \\ -36 \\ \hline \end{array}$$

$$\begin{array}{r} 27 \\ -14 \\ \hline \end{array}$$

$$\begin{array}{r} 84 \\ -40 \\ \hline \end{array}$$

$$\begin{array}{r} 77 \\ -52 \\ \hline \end{array}$$

$$\begin{array}{r} 38 \\ -27 \\ \hline \end{array}$$

$$\begin{array}{r} 65 \\ -50 \\ \hline \end{array}$$

$$\begin{array}{r} 86 \\ -74 \\ \hline \end{array}$$

$$\begin{array}{r} 96 \\ -65 \\ \hline \end{array}$$

$$\begin{array}{r} 78 \\ -35 \\ \hline \end{array}$$

Name \_\_\_\_\_

## 2-Digit Addition with Regrouping: Ones

→ Directions: Find the sums .

$$\begin{array}{r} 54 \\ +37 \\ \hline \end{array}$$

$$\begin{array}{r} 45 \\ +26 \\ \hline \end{array}$$

$$\begin{array}{r} 36 \\ +25 \\ \hline \end{array}$$

$$\begin{array}{r} 29 \\ +70 \\ \hline \end{array}$$

$$\begin{array}{r} 17 \\ +42 \\ \hline \end{array}$$

$$\begin{array}{r} 38 \\ +33 \\ \hline \end{array}$$

$$\begin{array}{r} 56 \\ +09 \\ \hline \end{array}$$

$$\begin{array}{r} 12 \\ +63 \\ \hline \end{array}$$

$$\begin{array}{r} 58 \\ +24 \\ \hline \end{array}$$

$$\begin{array}{r} 73 \\ +16 \\ \hline \end{array}$$

$$\begin{array}{r} 20 \\ +59 \\ \hline \end{array}$$

$$\begin{array}{r} 28 \\ +66 \\ \hline \end{array}$$

$$\begin{array}{r} 37 \\ +33 \\ \hline \end{array}$$

$$\begin{array}{r} 16 \\ +56 \\ \hline \end{array}$$

$$\begin{array}{r} 66 \\ +12 \\ \hline \end{array}$$

$$\begin{array}{r} 16 \\ +29 \\ \hline \end{array}$$

$$\begin{array}{r} 64 \\ +16 \\ \hline \end{array}$$

$$\begin{array}{r} 90 \\ +09 \\ \hline \end{array}$$

$$\begin{array}{r} 55 \\ +22 \\ \hline \end{array}$$

$$\begin{array}{r} 63 \\ +18 \\ \hline \end{array}$$

$$\begin{array}{r} 66 \\ +20 \\ \hline \end{array}$$

$$\begin{array}{r} 46 \\ +34 \\ \hline \end{array}$$

$$\begin{array}{r} 79 \\ +13 \\ \hline \end{array}$$

$$\begin{array}{r} 58 \\ +18 \\ \hline \end{array}$$

$$\begin{array}{r} 43 \\ +28 \\ \hline \end{array}$$

Name \_\_\_\_\_

## Two Digit Subtraction With Regrouping

$$\begin{array}{r} 52 \\ -37 \\ \hline \end{array}$$

$$\begin{array}{r} 45 \\ -24 \\ \hline \end{array}$$

$$\begin{array}{r} 71 \\ -52 \\ \hline \end{array}$$

$$\begin{array}{r} 74 \\ -30 \\ \hline \end{array}$$

$$\begin{array}{r} 90 \\ -42 \\ \hline \end{array}$$

$$\begin{array}{r} 63 \\ -33 \\ \hline \end{array}$$

$$\begin{array}{r} 80 \\ -9 \\ \hline \end{array}$$

$$\begin{array}{r} 82 \\ -43 \\ \hline \end{array}$$

$$\begin{array}{r} 53 \\ -44 \\ \hline \end{array}$$

$$\begin{array}{r} 73 \\ -26 \\ \hline \end{array}$$

$$\begin{array}{r} 90 \\ -59 \\ \hline \end{array}$$

$$\begin{array}{r} 73 \\ -44 \\ \hline \end{array}$$

$$\begin{array}{r} 63 \\ -33 \\ \hline \end{array}$$

$$\begin{array}{r} 61 \\ -53 \\ \hline \end{array}$$

$$\begin{array}{r} 80 \\ -42 \\ \hline \end{array}$$

$$\begin{array}{r} 42 \\ -26 \\ \hline \end{array}$$

$$\begin{array}{r} 84 \\ -36 \\ \hline \end{array}$$

$$\begin{array}{r} 97 \\ -09 \\ \hline \end{array}$$

$$\begin{array}{r} 55 \\ -22 \\ \hline \end{array}$$

$$\begin{array}{r} 73 \\ -14 \\ \hline \end{array}$$

$$\begin{array}{r} 66 \\ -28 \\ \hline \end{array}$$

$$\begin{array}{r} 72 \\ -34 \\ \hline \end{array}$$

$$\begin{array}{r} 76 \\ -13 \\ \hline \end{array}$$

$$\begin{array}{r} 88 \\ -49 \\ \hline \end{array}$$

$$\begin{array}{r} 81 \\ -68 \\ \hline \end{array}$$

Name \_\_\_\_\_

**Two Digit Subtraction Without Regrouping**

$$\begin{array}{r} 55 \\ - 43 \\ \hline \end{array}$$

$$\begin{array}{r} 22 \\ - 20 \\ \hline \end{array}$$

$$\begin{array}{r} 37 \\ - 20 \\ \hline \end{array}$$

$$\begin{array}{r} 77 \\ - 66 \\ \hline \end{array}$$

$$\begin{array}{r} 41 \\ - 11 \\ \hline \end{array}$$

$$\begin{array}{r} 84 \\ - 54 \\ \hline \end{array}$$

$$\begin{array}{r} 31 \\ - 10 \\ \hline \end{array}$$

$$\begin{array}{r} 97 \\ - 86 \\ \hline \end{array}$$

$$\begin{array}{r} 34 \\ - 23 \\ \hline \end{array}$$

$$\begin{array}{r} 49 \\ - 22 \\ \hline \end{array}$$

$$\begin{array}{r} 82 \\ - 42 \\ \hline \end{array}$$

$$\begin{array}{r} 49 \\ - 25 \\ \hline \end{array}$$

$$\begin{array}{r} 54 \\ - 32 \\ \hline \end{array}$$

$$\begin{array}{r} 66 \\ - 53 \\ \hline \end{array}$$

$$\begin{array}{r} 87 \\ - 42 \\ \hline \end{array}$$

$$\begin{array}{r} 24 \\ - 14 \\ \hline \end{array}$$

$$\begin{array}{r} 20 \\ - 10 \\ \hline \end{array}$$

$$\begin{array}{r} 88 \\ - 46 \\ \hline \end{array}$$

$$\begin{array}{r} 72 \\ - 22 \\ \hline \end{array}$$

$$\begin{array}{r} 93 \\ - 52 \\ \hline \end{array}$$

$$\begin{array}{r} 55 \\ - 20 \\ \hline \end{array}$$

$$\begin{array}{r} 31 \\ - 10 \\ \hline \end{array}$$

$$\begin{array}{r} 30 \\ - 20 \\ \hline \end{array}$$

$$\begin{array}{r} 96 \\ - 32 \\ \hline \end{array}$$

$$\begin{array}{r} 72 \\ - 40 \\ \hline \end{array}$$






## Who Has Seen the Wind?

by Christina Georgina  
Rossetti

Who has seen the wind?  
Neither I nor you.  
But when the leaves hang  
trembling,  
The wind is passing through.  
Who has seen the wind?  
Neither you nor I.  
But when the trees bow down  
their heads,  
The wind is passing by.





Student Name \_\_\_\_\_

Reading  
Comprehension

13

One way you can tell this is a poem is that it —

- is about the wind
- has words that rhyme
- has a title
- has short sentences

15

In the beginning of the poem, you rhymes with —

- by
- heads
- through
- trembling

14

How does the poet know the wind is passing by?

- She can see it.
- The leaves in the trees move.
- She can smell it.
- Other people see it.

16

This poem was written to —

- show you how to climb trees
- tell you a funny story
- describe the wind in the trees
- get you to go outside

**GO ON ►**

Student Name \_\_\_\_\_




Reading  
Comprehension

June 9

Dear Diary,

Yesterday, I went fishing with my friend Sam and his dad. His dad rented a boat from Mr. Betts and we went out on the lake. I got to steer the boat for about ten minutes. That's when I saw a turtle.

We stopped in the middle of the lake to fish. Sam and I used worms as bait and Sam's dad used shrimp. We didn't catch anything for the first hour and then Sam caught a bass. All of a sudden I felt a tug on my rod. I reeled in a huge mullet. It was a great day!



© Macmillan/McGraw-Hill

**GO ON** ▶



Student Name \_\_\_\_\_

Reading  
Comprehension

21

What did Sam's dad use for bait?

- worms
- cheese
- shrimp
- meat

23

What kind of fish did Sam catch?

- a bass
- a mullet
- a trout
- a shrimp

22

Who caught a fish first?

- the narrator
- Sam
- Sam's dad
- Mr. Betts

24

You can tell from the diary entry that the narrator had a —


- bad day
- dull day
- boring day
- fun day

**GO ON** ►



## My Mother the Vet

My name is Sarah. Today was Parent Career Day at my school. On this special day, students invite their mother or father to school. Then the parents tell the students about their jobs. My mother is a vet. She works at the aquarium. She takes care of seals, dolphins, sharks, and even whales. She brought in pictures of some her patients to show my class. She told the class how she helped two sick seals get better. Lots of people in my class asked questions. I was very proud of my mother today.





Reading  
Comprehension

25

The author wrote this story to —

- get you to be a vet
- tell you about seals
- tell you about school
- tell about Parent Career Day

27

Sarah's mother is a —

- trainer
- doctor
- vet
- teacher

26

What do parents talk about on Parent Career Day?

- their cars
- their work
- their children
- their lunch

28

How did Sarah feel about her mother on Parent Career Day?

- She felt funny.
- She was mad at her.
- She felt shy.
- She was proud of her.

**STOP** ■


Student Name \_\_\_\_\_

Read the story "The Gingerbread Man" before answering Numbers 1 and 2.

## The Gingerbread Man

One day a woman took some cookies from the oven. One cookie jumped up. As it ran away, it said, "You can't catch me, I'm the gingerbread man!"

A man was walking along the road. The cookie ran up to him. It said, "You can't catch me, I'm the gingerbread man!" The man chased after the cookie, but it ran much too quickly.



The cookie came to a brook.

"If you try to swim, you'll get soggy," said a fox. "Climb on my back."

The cookie climbed on the fox's back. The fox started to swim across the brook.

"The water's getting deep! Sit on my head!" said the fox. So the cookie sat on the fox's head.

"Oh no! It's very deep! Sit on my nose!" said the fox.

So the cookie moved to the fox's nose.

Snap! The fox ate the cookie.

Student Name \_\_\_\_\_

Now answer Numbers 1 and 2. Base your answers on the story "The Gingerbread Man."

1 Read this sentence from the story.

The man chased after the cookie, but it ran much too quickly.

Which word means about the SAME as quickly?

- (A) slow
- (B) fast
- (C) smooth
- (D) loudly

2 Read this sentence from the story.

"If you try to swim, you'll get soggy," said a fox.


Which word means the OPPOSITE of *soggy*?

- (A) damp
- (B) wet
- (C) dry
- (D) tired

**Tip**

*Soggy* means to get wet. Which word means the opposite of wet?

© Macmillan/McGraw-Hill





Student Name \_\_\_\_\_

Read the article "Black Bears" before answering Numbers 3 and 4.

## Black Bears

The black bear is one of the biggest animals in the forest. It can grow up to six feet and can weigh as much as 600 pounds. Most black bears weigh between 135 to 350 pounds.

These bears are very strong. They have long claws and sharp teeth. They eat just about everything. They love honey from wild bees!

In the fall, black bears eat a lot. In October, they go into their dens to hibernate. The bears spend most of the winter sleeping.

Mother bears have their babies in their dens. Baby bears live with their mothers for more than a year. She shows them what things are good to eat and teaches the cubs everything they need to know to survive in the wild.

### Tip

Be sure to read the article carefully before you answer any questions.



Student Name \_\_\_\_\_

Now answer Numbers 3 and 4. Base your answers on the article "Black Bears."

3 Read this sentence from the article.

The black bear is one of the biggest animals in the forest.

When a black bear is in the *forest*, it is in the

- (A) woods.
- (B) ocean.
- (C) desert.
- (D) plains.

4 Read this sentence from the article.

These bears are very strong.

Which word means the OPPOSITE of *strong*?

- (A) mighty
- (B) powerful
- (C) weak
- (D) lonely

**Tip**

Read all the answer choices before you choose the best answer.

© Macmillan/McGraw-Hill



Student Name \_\_\_\_\_

Read the article "The Boy Who Painted" before answering Numbers 1 through 3.

## The Boy Who Painted

In 1881, a baby boy was born in Spain. His father was an artist and a teacher of drawing. The boy, whose name was Pablo, loved art. His father began teaching him how to draw. At age 10, Pablo made his first painting.




© Macmillan/McGraw-Hill



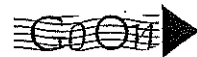
Student Name \_\_\_\_\_

Pablo's father soon realized that his son had great talent. Many of the pictures that Pablo made were better than his father's! At age 13, Pablo began to win awards for his art.

When Pablo was his 14, his father got a new job teaching drawing at a famous art school. Pablo took a test to see if he could go to this art school. Even though he was only 14 years old, he passed the test!



© Macmillan/McGraw-Hill




Student Name \_\_\_\_\_

Pablo's art career lasted for 80 years. He made over 20,000 works of art.

When Pablo died in 1973 at the age of 92, he was still painting and drawing. His paintings now sell for millions of dollars.

Today many museums have paintings by the boy who grew up to be a famous artist: Pablo Picasso.



© Macmillan/McGraw-Hill



Student Name \_\_\_\_\_

Now answer Numbers 1 through 3. Base your answers on the article "The Boy Who Painted."

- 1** What happened AFTER Pablo's father got a job at a famous art school?
- (A) Pablo passed the test to go to the art school.
  - (B) He taught Pablo how to draw.
  - (C) Pablo made his first painting.
  - (D) Pablo stopped painting pictures.
- 2** This article is MOSTLY about
- (A) a boy who grew up to be a famous artist.
  - (B) people who buy paintings.
  - (C) passing a test to get into school.
  - (D) an art teacher.
- 3** Why did the author write "The Boy Who Painted"?
- (A) to tell about a famous artist
  - (B) to show that anybody can draw
  - (C) to make readers laugh
  - (D) to change people's minds about art



Student Name \_\_\_\_\_


Read the poem "Moonlight." Then answer  
Numbers 7 and 8.

## Moonlight

It dances off the crisp snow  
and makes the world seem bright.  
The blue dark night seems lit up  
by the full moon's light.

It changes all the colors  
in my bedroom at night.  
My teddy bear looks silver  
by the full moon's light.

It shines so round and clear  
like a giant night-light.  
I go to sleep protected  
by the full moon's light.



© Macmillan/McGraw-Hill



Student Name \_\_\_\_\_

Now answer Numbers 7 and 8. Base your answers on the poem "Moonlight."

- 7 Why did the author write "Moonlight"?
- (A) to tell how a child feels about moonlight
  - (B) to tell readers facts about the moon
  - (C) to help readers buy a night-light
  - (D) to teach readers about light

8 What is the poem "Moonlight" MOSTLY about?  
Use details from the poem to support your answer.

READ  
THINK  
EXPLAIN

---

---

---

---

---

---

© Macmillan/McGraw-Hill





Student Name \_\_\_\_\_

Read the story "A Gift for Mom" before answering Numbers 3 through 5.

## A Gift for Mom

Amy woke her brother up. "Come on, Tom. Today is Mom's big day!"

Tom jumped up and they hurried to the kitchen.

Tom got the cereal from the cupboard.


Amy poured orange juice into a glass.

Tom poured the cereal into a bowl. Then, he put milk in the bowl, too.

"Don't forget the spoon!" Amy said.

They heard Mom's footsteps upstairs.

"Hurry!" Tom said as Amy got a napkin.



© Macmillan/McGraw-Hill



They put the juice and cereal on the table.

"Something is missing!" Amy said.

"I remembered the spoon," Tom said.

"Wait! I know!" Amy hurried out to the yard.

"Amy, come back!" Tom called.

"What is going on?" Mom asked.

Tom smiled at her and waited for Amy.

Amy rushed into the kitchen. She held out a flower she had picked.

"Happy birthday, Mom!" Tom and Amy said.



Student Name \_\_\_\_\_

Now answer Numbers 3 through 5. Base your answers on the story "A Gift for Mom."

- 3** Amy and Tom are
- (A) finishing their homework.
  - (B) cleaning the kitchen.
  - (C) playing in the yard.
  - (D) making breakfast for Mom.
- 4** Why did the author write "A Gift for Mom"?
- (A) to tell how to make breakfast
  - (B) to tell a story about a birthday surprise
  - (C) to tell how to clean up
  - (D) to show that cereal is good for you
- 5** What did Amy get from the yard?
- (A) a flower
  - (B) a stick
  - (C) a birthday card
  - (D) a newspaper

**Tip**

Look at the picture on page 80. What is Amy giving to her mother?





## 2<sup>ND</sup> Grade Supply List for 2023-2024

### Christina M. Eve Elementary

- \*  Backpack (**NO rolling backpacks**)
- \*  6 plastic Duo tang folders with **pockets and prongs** (one **RED** folder will be used for Homelearning and Parent/ Teacher communication).  
**Please label them** with your child's first and last name and label them with the following subject.
  - Home Learning & Parent/Teacher Communication
  - Content - Language Arts -Art
  - Spanish - Music
- \*  4 composition notebooks
- \*  2 boxes of crayons (no more than 24, please) *Preference- Crayola Twistables (long-lasting)*
- \*  1 12-inch ruler
- \*  1 computer headphone (please place in labeled Ziplock bag)
- \*  1 pencil case with zipper (**NO PLASTIC BOXES**)
- \*  2 erasers *Please open and place in the pencil case.*
- \*  1 pair of safety scissors *Please open and place in the pencil case.*
- \*  4 glue sticks *Please open and place in the pencil case.*
- \*  1 box of markers
- \*  1 clipboard
  - 4 red pens *Please open and place in the pencil case.*
  - 4 yellow highlighters *Please open and place in the pencil case.*
  - 4 boxes of NO.2 pencils (**ALREADY SHARPENED**)
  - 2 packs (100 each) 3x5 lined index cards
  - 6 reams of copy paper (white)
  - 4 boxes of tissues
  - 3 rolls of Bounty Paper Towels
  - 1 bottle of antibacterial hand sanitizer
  - 1 bottles of liquid hand soap w/ dispenser
  - Cleaning/disinfecting wipes
  - CME Field Trip t-shirt which is mandatory on all field trips. T-shirts can be purchased from PTA.
  - 1 box quart zip-lock bag
  - 1 box gallon zip-lock bag

\*Devices such as small laptops, iPad, and Chromebooks are strongly recommended. We will use these for computer programs and more.

\*- **PLEASE LABEL ITEMS MARKED WITH A \* WITH YOUR CHILD'S FIRST AND LAST NAME.**

---


#### Teacher's Wish List:

1 small pack of sheet protectors

Treats or small gifts for treasure box (whenever possible)

**\*\*\*2<sup>nd</sup> Grade GIFTED\*\*\***

**Supply List for 2023-2024  
Christina M. Eve Elementary**



- \*  Backpack (**NO rolling backpacks**)
- \*  1- inch VIEW binder. View binders are binders that have a clear overlay cover that allows a customized cover sheet to be inserted.
- \*  5- dividers labeled: *Classwork, Language Arts, Math, Science, Social Studies* (insert dividers into 1 inch binder)
- \*  3- plastic Duo tang folders with **pockets and prongs**  
**Please label them** with your child's first and last name and label:  
*-Spanish -Music -Art*
- \*  2- packs **REINFORCED WIDE-RULED LINED** filler paper (insert 10 papers into each **subject** in binder except Classwork)
- \*  1- clipboard
- \*  2- composition notebooks, labeled: *-Spanish, -Writer's Notebook*
- \*  2- boxes of crayons (no more than 24, please) *Preference- Crayola Twistables (long-lasting)*
- \*  1- 12-inch ruler
- \*  1- computer headphone (please place in Ziplock bag labeled with student's name)
- \*  1- pencil case with zipper (**NO PLASTIC BOXES**)
- \*  2- erasers Please open and place in the pencil case.
- \*  1- pencil sharpener with cover Please open and place in the pencil case.
- \*  2- pair of safety scissors Please open and place in the pencil case.
- \*  2- glue sticks Please open and place in the pencil case.
- \*  1- box of markers
- 4- red pens Please open and place in the pencil case.
- 2- yellow highlighters Please open and place in the pencil case.
- 4- boxes of NO.2 pencils (**ALREADY SHARPENED**)
- 4- reams of copy paper (white)
- 4- boxes of tissues
- 2- rolls of Bounty Paper Towels
- 1- bottle of antibacterial hand sanitizer
- 2- bottles of liquid hand soap w/ dispenser
- 2- Cleaning/disinfecting wipes
- CME Field Trip t-shirt (mandatory on all field trips) T-shirts can be purchased from the PTA.
- \$10 cash in envelope for subscription for Scholastic Storyworks Magazine. Write your child's name on the envelope.
- Devices such as small laptops, iPad, and Chromebooks **are strongly recommended**. We will use these to do research, use computer programs, and more.

\*- **PLEASE LABEL ITEMS MARKED WITH \* WITH YOUR CHILD'S FIRST AND LAST NAME.**

**Teacher's Wish List:**

- |                             |                              |  |                           |
|-----------------------------|------------------------------|--|---------------------------|
| -box of quart zip-lock bags | -box of gallon zip-lock bags | - Color Copy Paper   | 1pack of sheet protectors |
| -Yellow Cardstock Paper     | -White Cardstock Paper       | -Treats and/or Treasure Box toys (pls. send throughout the year) |                           |