




SUMMER PACKET

I'M GETTING READY FOR 1st GRADE!




Name: _____

Circle the **biggest** object in each set.



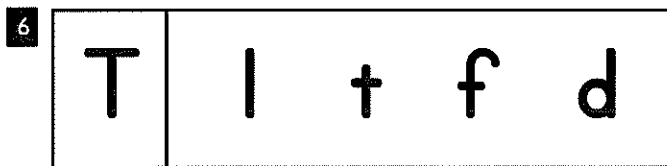
Circle the **smallest** object in each set.



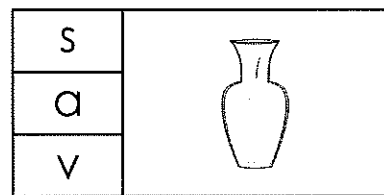
5 Trace the number. Then write the number four times.




Circle the lowercase letter that goes with the given capital letter.



8 Say the name of the picture. Circle the letter that makes its beginning sound.



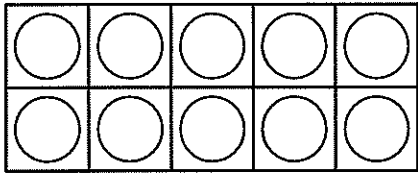
9 Color or circle the picture that starts with *a* as in *ant*.



10 Trace each letter. Then write each letter two times.



1 Color 9 circles in the ten-frame.



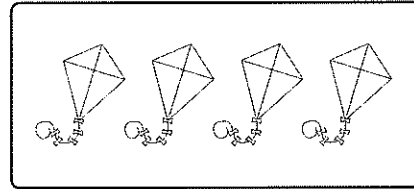
2 Write the numbers that come next.

18, 19, 20, _____, _____, _____

3 Draw 3 apples in the box.



4 Write the number of objects.




5 Trace the number. Then write the number four times.




Mark the number of syllables, or parts, for each picture.

6




- (A) 1
- (B) 2
- (C) 3

7



- (A) 1
- (B) 2
- (C) 3

8 Circle the word that matches the picture.

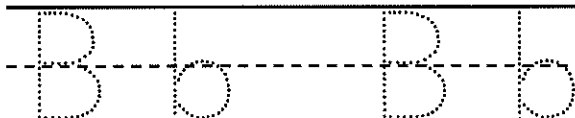


- san
- son
- sun

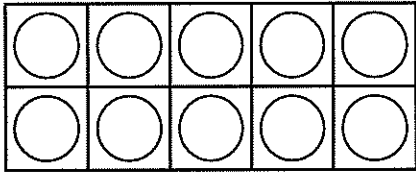
9 Color or circle the picture that starts with b as in ball.



10 Trace each letter. Then write each letter two times.



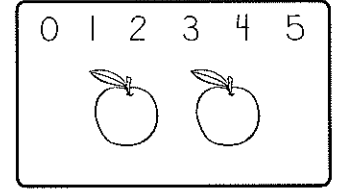
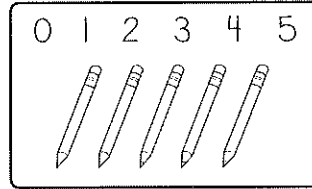
1 Color 4 circles in the ten-frame.




2 Add.

$$\begin{array}{r} 1 \\ + 1 \\ \hline \end{array} \quad \begin{array}{r} 5 \\ + 4 \\ \hline \end{array} \quad \begin{array}{r} 4 \\ + 2 \\ \hline \end{array}$$

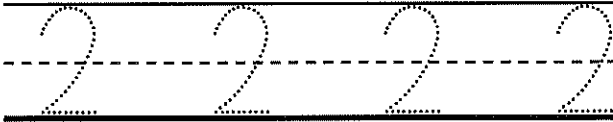
3 Circle the number of objects in each box.



4 Draw a tree next to the house.



5 Trace the number. Then write the number four times.



6 Write the numbers 1, 2, and 3 to show the order of events.

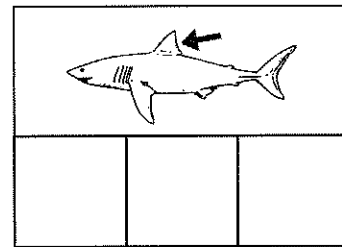


7 Choose the best punctuation mark to end the sentence.

Sam went to the park ___

- (A) .
- (B) ?
- (C) !

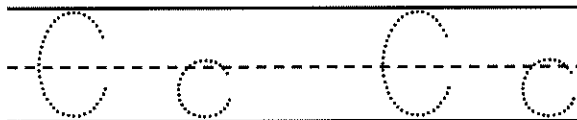
8 Write the beginning, middle, and ending sound for the picture.



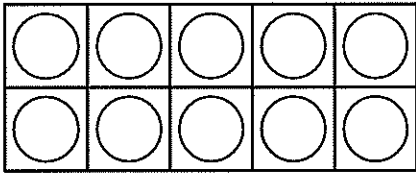
9 Color or circle the picture that starts with c as in cat.



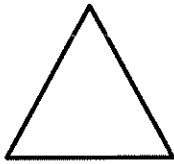
10 Trace each letter. Then write each letter two times.



1 Color 8 circles in the ten-frame.

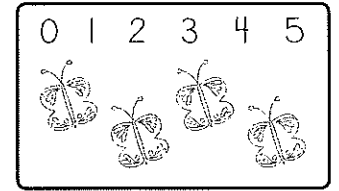
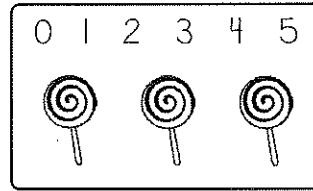


2 Mark the name of the plane shape.




- (A) circle
- (B) square
- (C) triangle

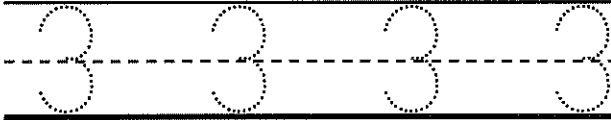
3 Circle the number of objects in each box.



4 Write the number of objects.

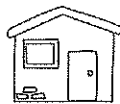


5 Trace the number. Then write the number four times.




Read each sentence. Color or circle the picture that tells about the sentence.

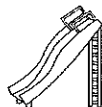
6 I like the hat.



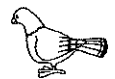
8 Say the name of the picture. Circle the letter that makes its ending sound.



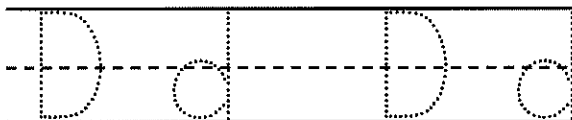
7 The sun is hot.



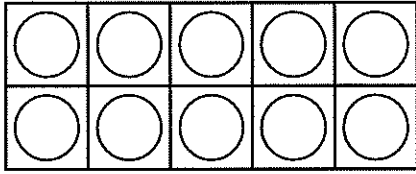
9 Color or circle the picture that starts with *d* as in *dog*.



10 Trace each letter. Then write each letter two times.



1 Color 3 circles in the ten-frame.




3 Circle the number that is greater.

8 5

2 Subtract.

$\begin{array}{r} 5 \\ - 1 \\ \hline \end{array}$	$\begin{array}{r} 3 \\ - 3 \\ \hline \end{array}$	$\begin{array}{r} 4 \\ - 2 \\ \hline \end{array}$
---	---	---

4 Write the number of objects.




5 Trace the number. Then write the number four times.

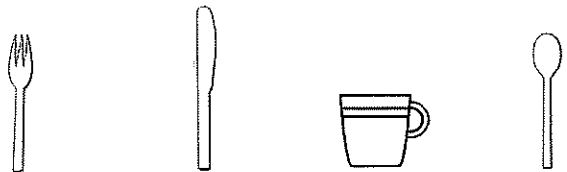


Read the sentence. Then draw a picture in the box to match the sentence.

6 Gus has a red hat.



8 Write an X over the picture that does not belong.



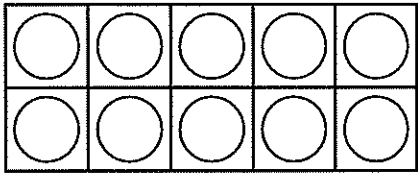
9 Color or circle the picture that starts with e as in egg.



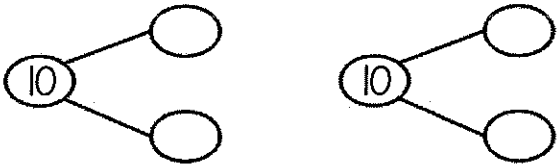
10 Trace each letter. Then write each letter two times.



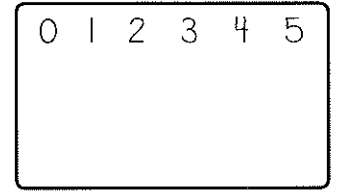
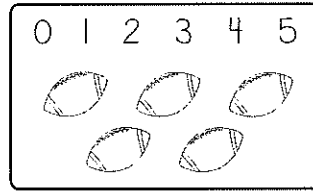
1 Color 5 circles in the ten-frame.




2 Write numbers in each number bond to show two different parts of 10.



3 Circle the number of objects in each box.




4 Draw more flowers so there is a total of 10 flowers in the garden.




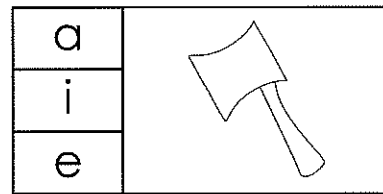
5 Trace the number. Then write the number four times.



6 Circle the lowercase letter that goes with the given capital letter.




8 Say the name of the picture. Circle the letter that makes its beginning sound.



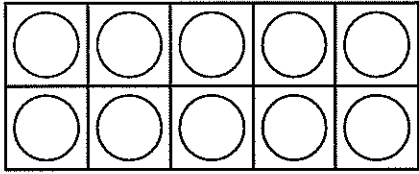
9 Color or circle the picture that starts with f as in fish.



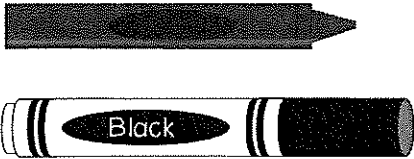
10 Trace each letter. Then write each letter two times.



1 Color 2 circles in the ten-frame.



2 Circle the object that is longer.




3 Add.

$$\begin{array}{r} 3 \\ + 2 \\ \hline \end{array}$$

$$\begin{array}{r} 8 \\ + 0 \\ \hline \end{array}$$

$$\begin{array}{r} 4 \\ + 3 \\ \hline \end{array}$$

4 Draw 7 bananas in the box.




5 Trace the number. Then write the number four times.



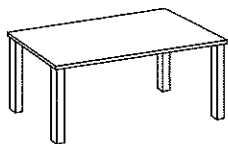
Mark the number of syllables, or parts, for each picture.

6



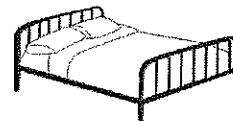
- (A) 1
- (B) 2
- (C) 3

7



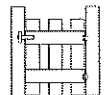
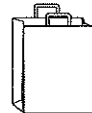
- (A) 1
- (B) 2
- (C) 3

8 Circle the word that matches the picture.

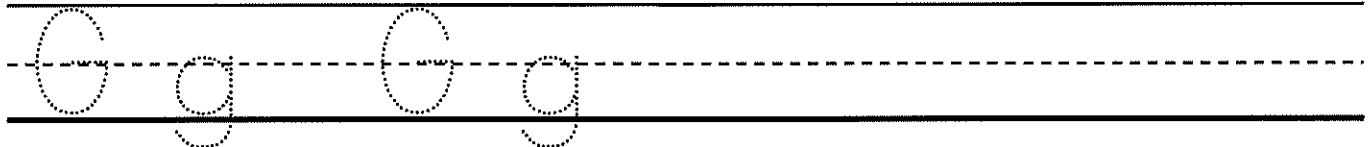


- bed
- bid
- bad

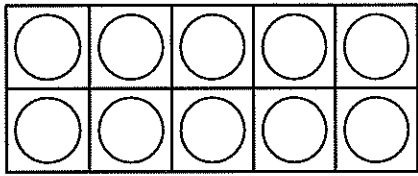
9 Color or circle the picture that starts with *g* as in *girl*.



10 Trace each letter. Then write each letter two times.



1 Color 7 circles in the ten-frame.




2 1 more than 23 is _____.

1 less than 23 is _____.

3 Draw a circle above the rectangle.



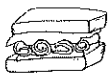
4 Write the number of objects.



5 Trace the number. Then write the number four times.



6 Write the numbers 1, 2, and 3 to show the order of making a sandwich.

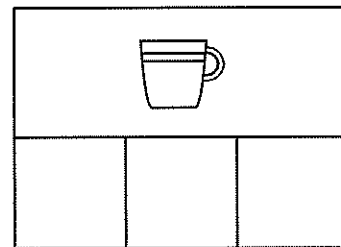


7 Choose the best punctuation mark to end the sentence.

Did Tom run fast _____

- (A) .
- (B) ?
- (C) !


8 Write the beginning, middle, and ending sound for the picture.



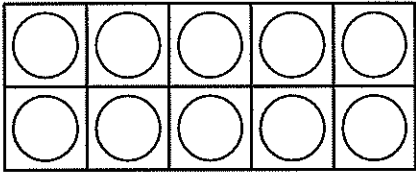
9 Color or circle the picture that starts with *h* as in *hat*.



10 Trace each letter. Then write each letter two times.



1 Color 1 circle in the ten-frame.


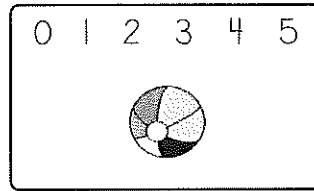


2 Mark the name of the solid figure.




- (A) sphere
- (B) cube
- (C) cylinder

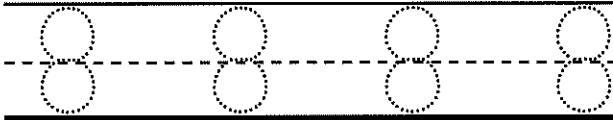
3 Circle the number of objects in each box.



4 Write the number of objects.

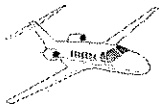


5 Trace the number. Then write the number four times.

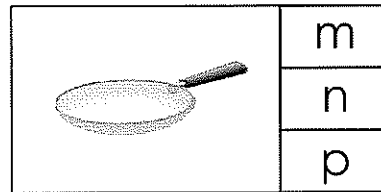


Read each sentence. Color or circle the picture that tells about the sentence.



6 I see a big jet.



8 Say the name of the picture. Circle the letter that makes its ending sound.



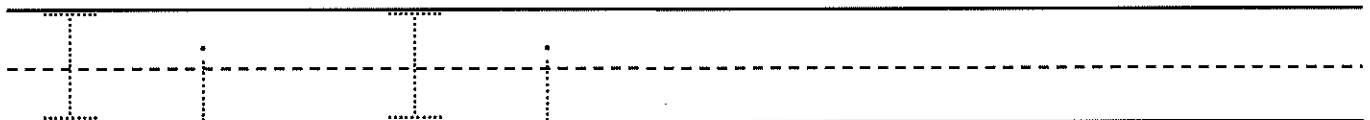
7 The girl is in the tub.



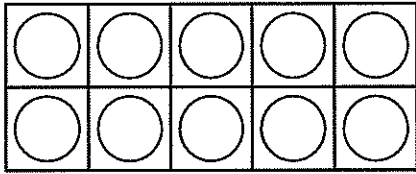
9 Color or circle the picture that starts with *i* as in *insect*.



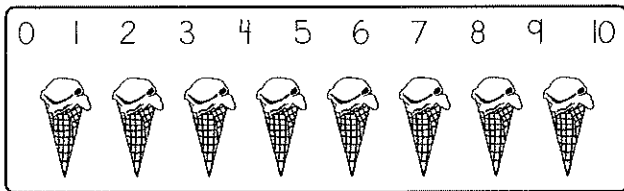
10 Trace each letter. Then write each letter two times.



1 Color 10 circles in the ten-frame.



2 Circle the number of objects in the box.



3 Write the numbers in order from least to greatest.



_____ , _____ , _____

4 Circle the number that is less.




5 Trace the number. Then write the number four times.



Read the sentence. Then draw a picture in the box to match the sentence.

6 The cat sat on her lap.




8 Write an X over the picture that does not belong.



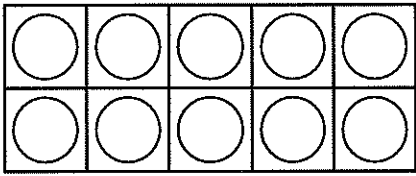
9 Color or circle the picture that starts with *j* as in *jet*.



10 Trace each letter. Then write each letter two times.



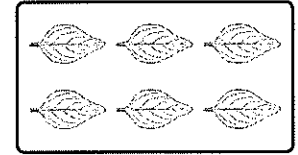
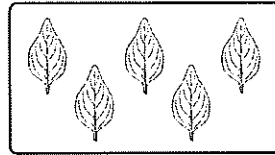
1 Color 6 circles in the ten-frame.



2 Continue the pattern.

A, B, C, A, B, C, _____, _____, _____

3 Write the number of leaves in each box. Then circle the number that is greater.

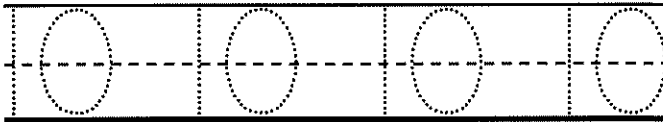


4 Add.

5 + 5 = _____

1 + 1 = _____

5 Trace the number. Then write the number four times.



Circle the lowercase letter that goes with the given capital letter.

6

B	p	d	y	b
---	---	---	---	---

8 Say the name of the picture. Circle the letter that makes its beginning sound.

d	
b	
p	

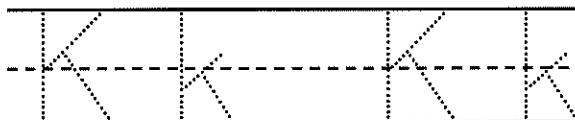
7

J	g	j	y	q
---	---	---	---	---

9 Color or circle the picture that starts with k as in kite.



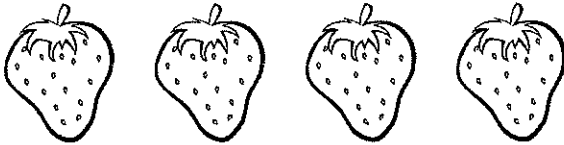
10 Trace each letter. Then write each letter two times.



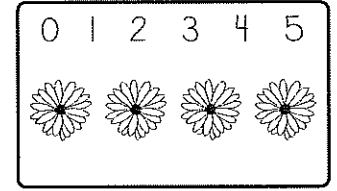
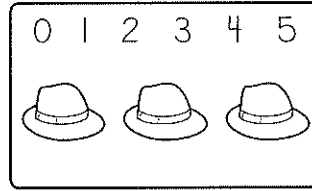
1 Subtract.

$7 - 5 = \underline{\quad}$ $4 - 1 = \underline{\quad}$

2 Color or circle two strawberries.



3 Circle the number of objects in each box.




4 I more than 10 is _____.

I less than 10 is _____.

5 Trace the number. Then write the number four times.

Tracing and writing lines for the number 1.

Mark the number of syllables, or parts, for each picture.




- (A) 1
- (B) 2
- (C) 3

8 Circle the word that matches the picture.

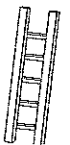


- pag
- peg
- pig



- (A) 1
- (B) 2
- (C) 3

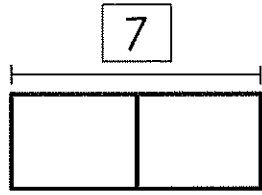
9 Color or circle the picture that starts with / as in lion.



10 Trace each letter. Then write each letter two times.

Tracing and writing lines for the letter L.


1 Draw dots in each box to show two parts of 7.



2 Color or circle four teddy bears.



3 Mark the sentence that matches the picture.

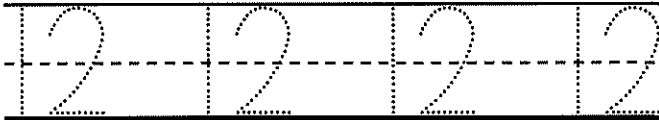


- (A) The dog is **above** the trees.
- (B) The dog is **between** the trees.


4 Write the number the tally marks.



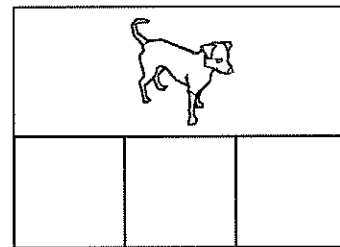
5 Trace the number. Then write the number four times.



6 Write the numbers 1, 2, and 3 to show the order of events.



8 Write the beginning, middle, and ending sound for the picture.



7 Choose the best punctuation mark to end the sentence.

The pan is hot __

- (A) .
- (B) ?
- (C) !

9 Color or circle the picture that starts with *m* as in *man*.




10 Trace each letter. Then write each letter two times.



1 Skip count by 10s.

10, 20, 30, 40, _____, _____, _____

2 Color or circle one tree.



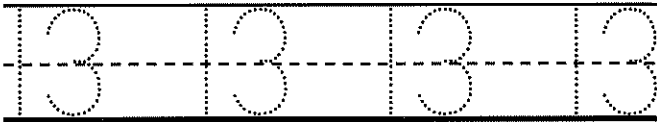
3 Circle the number of objects in the box.

0	1	2	3	4	5	6	7	8	9	10

4 Circle the number that is greater.

3 9

5 Trace the number. Then write the number four times.



Read each sentence. Color or circle the picture that tells about the sentence.

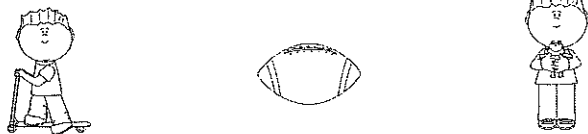
6 Pack it in the box.



8 Say the name of the picture. Circle the letter that makes its ending sound.

	n
	b
	m

7 Bill has a frog.




9 Color or circle the picture that starts with n as in nest.



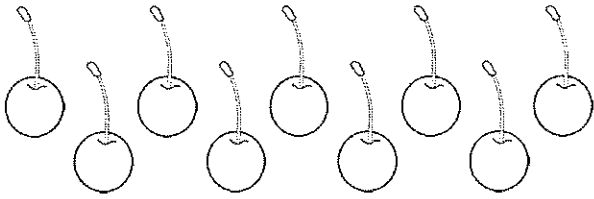
10 Trace each letter. Then write each letter two times.




1 Draw 6 tally marks in the box.



2 Color or circle eight cherries.



3 Continue the pattern.

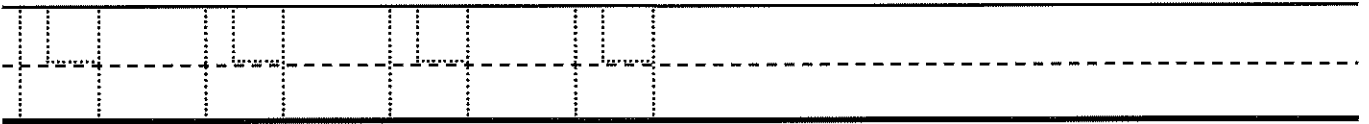


4 6 birds are in a tree. If 3 birds fly away, how many birds are left? Write a sentence to solve.




_____ ○ _____ = _____
_____ birds

5 Trace the number. Then write the number four times.




Read the sentence. Then draw a picture in the box to match the sentence.

6 The man sits on the rug.




8 Write an X over the picture that does not belong.




9 Color or circle the picture that starts with o as in off.



10 Trace each letter. Then write each letter two times.



1 Write the number of circles used in the picture.



_____ circles

2 Color or circle five hearts.



3 Add.

$$\begin{array}{r} 7 \\ + 0 \\ \hline \end{array}$$

$$\begin{array}{r} 6 \\ + 3 \\ \hline \end{array}$$

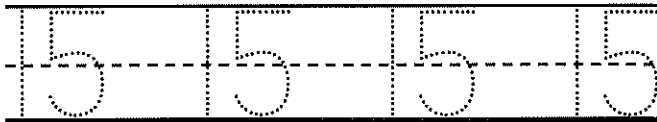
$$\begin{array}{r} 4 \\ + 1 \\ \hline \end{array}$$

4 Write the numbers in order from least to greatest.



_____, _____, _____

5 Trace the number. Then write the number four times.



Circle the lowercase letter that goes with the given capital letter.

E	p	v	e	s
----------	---	---	---	---

8 Say the name of the picture. Circle the letter that makes its beginning sound.

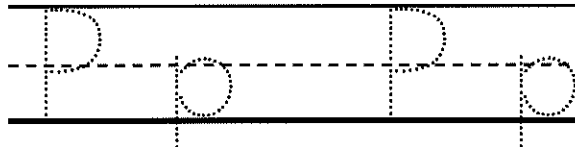
c	
s	
n	

W	m	w	k	u
----------	---	---	---	---


9 Color or circle the picture that starts with *p* as in *pizza*.



10 Trace each letter. Then write each letter two times.




1 Circle the child that is taller.



3 Circle the smallest number.

3 9 8

2 Color or circle six flowers.

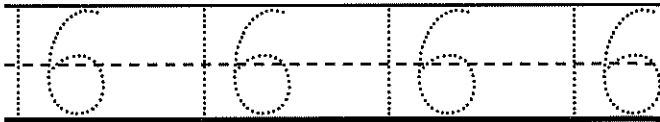


4 Sal has 4 red pens and 2 blue pens. How many pens does she have in all? Draw a picture to help you.




_____ ○ _____ = _____
_____ pens

5 Trace the number. Then write the number four times.



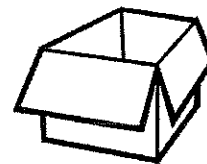
Mark the number of syllables, or parts, for each picture.

6



- (A) 1
- (B) 2
- (C) 3

8 Circle the word that matches the picture.



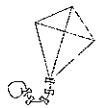
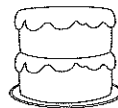
- bux
- box
- bax

7

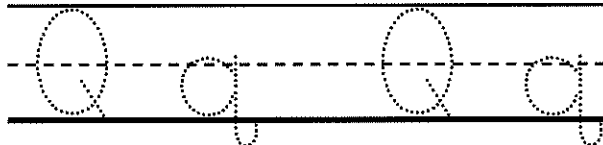


- (A) 1
- (B) 2
- (C) 3

9 Color or circle the picture that starts with q as in queen.



10 Trace each letter. Then write each letter two times.



1 Subtract.

$$\begin{array}{r} 5 \\ - 2 \\ \hline \end{array}$$

$$\begin{array}{r} 10 \\ - 5 \\ \hline \end{array}$$

$$\begin{array}{r} 8 \\ - 4 \\ \hline \end{array}$$

2 Color or circle three umbrellas.



3 Mark the name of the solid figure.

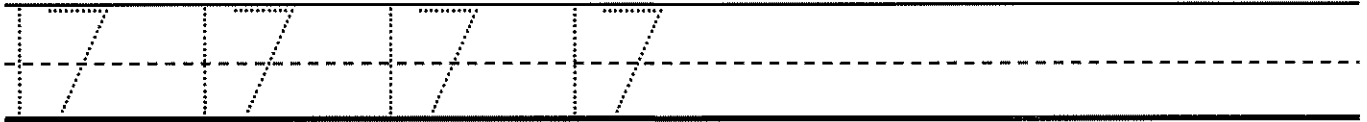


- (A) sphere
- (B) cone
- (C) cylinder

4 Write the missing numbers.

19, 20, _____, 22, 23, _____, 25, 26

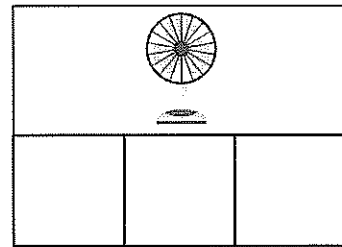
5 Trace the number. Then write the number four times.



6 Write the numbers 1, 2, and 3 to show the order of events.



8 Write the beginning, middle, and ending sound for the picture.

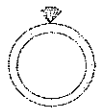


7 Choose the best punctuation mark to end the sentence.

Do you see the map _____

- (A) .
- (B) ?
- (C) !

9 Color or circle the picture that starts with r as in rabbit.




10 Trace each letter. Then write each letter two times.



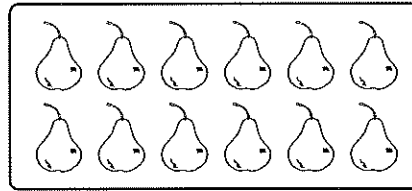
1 Write the missing numbers by counting backwards.

9, 8, 7, 6, 5, 4, _____, _____, _____

2 Color or circle ten ducks.



3 Write the number of objects.

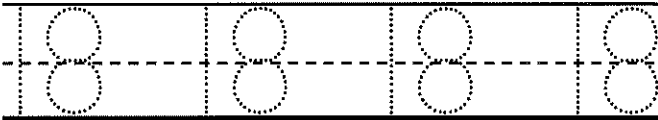


4 Mark the sentence that matches the picture.



- (A) The girl is on the umbrella.
- (B) The girl is under the umbrella.

5 Trace the number. Then write the number four times.

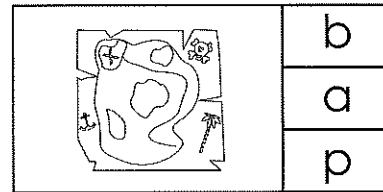


Read each sentence. Color or circle the picture that tells about the sentence.

6 The hen sits on the nest.



8 Say the name of the picture. Circle the letter that makes its ending sound.



7 Jen kicks the ball.



9 Color or circle the picture that starts with s as in sun.



10 Trace each letter. Then write each letter two times.




1 Write two ways to make 6.

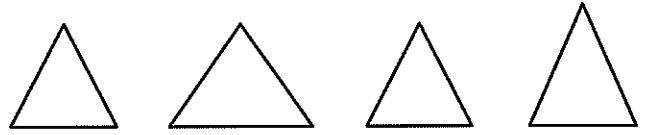
___ + ___ = ___

___ + ___ = ___

2 Color or circle seven apples.



3 Circle the two triangles that are the same size.



4 Add.

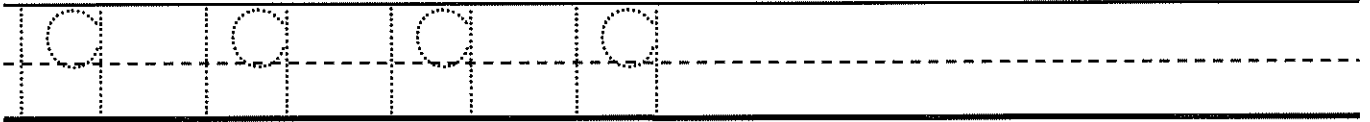
5 + 3 = ___

9 + 0 = ___

2 + 2 = ___


4 + 2 = ___

5 Trace the number. Then write the number four times.



Read the sentence. Then draw a picture in the box to match the sentence.

6 I can pet my dog.



8 Write an X over the picture that does not belong.




9 Color or circle the picture that starts with *t* as in *turtle*.



3rd



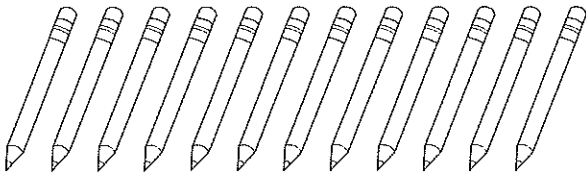
10 Trace each letter. Then write each letter two times.




1 Draw 12 tally marks in the box.



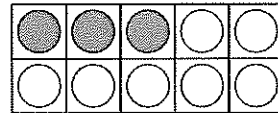
2 Color or circle nine pencils.



3 Circle the number of objects in the box.

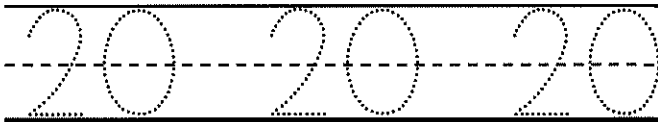


4 Write the missing part of 10.



3 + _____ = 10

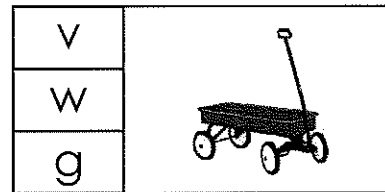
5 Trace the number. Then write the number four times.



6 Circle the capital letter that goes with the given lowercase letter.



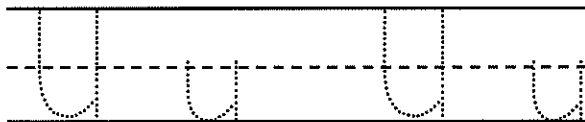
8 Say the name of the picture. Circle the letter that makes its beginning sound.





9 Color or circle the picture that starts with u as in under.



10 Trace each letter. Then write each letter two times.



1 Circle the group of oranges that has fewer oranges.



2 Write the numbers that come next.

37, 38, 39, _____, _____, _____

3 Subtract.


6 - 3 = _____

9 - 2 = _____

8 - 0 = _____

10 - 1 = _____

4 How many corners does a square have?



(A) 3 corners

(B) 4 corners

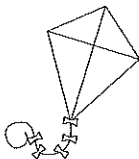


(C) 5 corners

5 Trace the number. Then write the number four times.



Circle the two pictures that rhyme.

6



8 Circle the word that matches the picture.

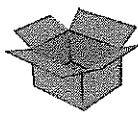



bat

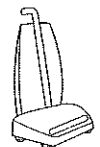

bet

bit

7



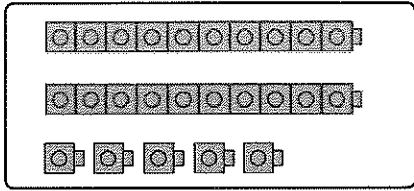
9 Color or circle the picture that starts with v as in vest.



10 Trace each letter. Then write each letter two times.



1 Write the number of connecting cubes.



2 Continue the pattern.

1, 2, 2, 1, 2, 2, 1, _____, _____, _____

3 Skip count by 10s.

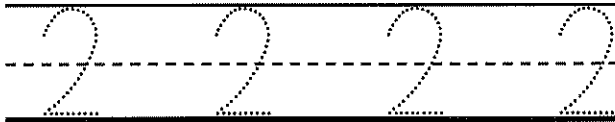
30, 40, 50, 60, _____, _____, _____

4 7 kids are on the bus. If 4 kids get off bus, how many kids are left on the bus? Draw a picture to help you.





_____ - _____ = _____
_____ kids

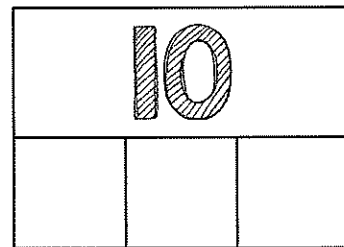
5 Trace the number. Then write the number four times.



6 Write the numbers 1, 2, and 3 to show the order of events.



8 Write the beginning, middle, and ending sound for the picture.



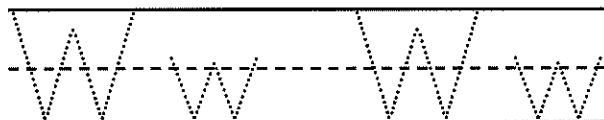
7 Choose the best punctuation mark to end the sentence.

How did you get to school _____
 (A) .
 (B) ?
 (C) !

9 Color or circle the picture that starts with *w* as in *web*.



10 Trace each letter. Then write each letter two times.



1 Write the number that comes before each given number.

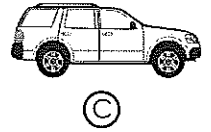
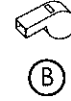
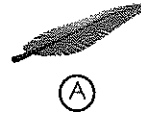
_____ 14 _____ 10 _____ 27

2 Write the numbers in order from greatest to least.

10 12 5

_____, _____, _____

3 Mark the real-life object that is heaviest.



4 Circle the number shown in the ten-frames.

10	11	12	13	14	15	16	17	18	19	20

5 Trace the number. Then write the number four times.

3 3 3 3

Read each sentence. Color or circle the picture that tells about the sentence.


6 Ant is on the rock.



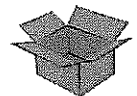

8 Say the name of the picture. Circle the letter that makes its ending sound.

	b
	d
	e

7 We can see the bus.





9 Color or circle the picture that ends with x as in fox.



10 Trace each letter. Then write each letter two times.

X X X X

1 Circle the group that shows more than 5.



2 Add.

$$\begin{array}{r} 3 \\ + 3 \\ \hline \end{array}$$

$$\begin{array}{r} 8 \\ + 1 \\ \hline \end{array}$$

$$\begin{array}{r} 6 \\ + 4 \\ \hline \end{array}$$

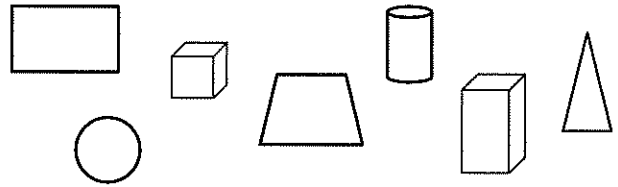
3 Write the number that comes after each given number.

19 _____

28 _____

6 _____

4 Circle all the plane (flat) shapes.




5 Trace the number. Then write the number four times.

Tracing practice for the number 4. The first row shows four dashed '4's on a three-line grid. The second row is a blank three-line grid for independent practice.

Read the sentence. Then draw a picture in the box to match the sentence.

6 I will nap on the mat.



8 Write an X over the picture that does not belong.



9 Color or circle the picture that starts with y as in yo-yo.



10 Trace each letter. Then write each letter two times.

Tracing practice for the letter 'y'. The first row shows four dashed 'y's on a three-line grid. The second row is a blank three-line grid for independent practice.